

Sanitary hose & Fittings



APSH Braid-Reinforced Silicone Hose Platinum-Cured



Designed for fitting flexible silicone hoses straight from the client without the need for special lengths. Offering both benefits of cost as well as simplicity of use, the connectors and clamping ring nuts can be reused again and again simply by re-heading or renewing the flexible hose when necessary. To clamp the flexible hose, apply pressure to the plastic external collar over the thread of the internal stainless steel connector.

PLASTIC RE-FLEX connections are not suitable for attaching to hose with a diameter or thickness other than those listed in the table. APSH with plastic re-usable collar is not intended to be used for temperature >60°C and pressure >6 bar.

Specification

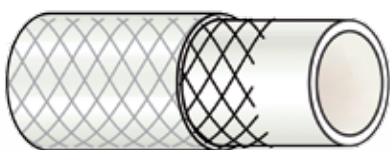
Product Number	Nominal I.D.		Wall		O.D.		Working Pressure at 70°F (21.1°C)		Burst Pressure* at 70°F (21.1°C)		Minimum Bend Radius		Weight per Foot / Meter	
	(in.)	(mm)	(in.)	(mm)	(in.)	(mm)	(PSI)	(Bar)	(PSI)	(Bar)	(in.)	(mm)	(lb.)	(Kg)
APSH-P-0063	.063	1.59	.105	2.67	.282	7.16	200	13.79	775	53.44	CF	CF	.031	.046
APSH-P-0125	.125	3.18	.120	3.05	.375	9.53	175	12.07	700	48.27	CF	CF	.051	.076
APSH-P-0188	.188	4.76	.130	3.30	.462	11.73	170	11.72	650	44.82	CF	CF	.073	.109
APSH-P-0250	.250	6.35	.125	3.17	.500	12.70	140	9.65	550	37.92	1	25.4	.077	.115
APSH-P-0375	.375	9.53	.125	3.17	.625	15.88	140	9.65	550	37.92	1	25.4	.102	.152
APSH-P-0500	.500	12.70	.187	4.75	.875	22.23	105	7.24	420	28.96	3	76.2	.211	.314
APSH-P-0625	.625	15.88	.170	4.32	.990	25.15	100	6.90	400	27.58	3	76.2	.241	.359
APSH-P-0750	.750	19.05	.175	4.45	1.125	28.58	90	6.21	350	24.13	4	101.6	.287	.427
APSH-P-0875	.875	22.23	.180	4.57	1.260	32.00	65	4.48	250	17.24	5	127.0	.336	.500
APSH-P-1000	1.000	25.40	.190	4.83	1.405	35.69	60	4.14	225	15.51	6	152.4	.401	.597

Sold by standard coil length only; 25 or 50 feet available for all sizes. Add length suffix code to product number when ordering—see the Coil Length Legend at right for length suffix codes. Example: 50 ft. of 250 in. I.D. hose is product number APSH-P-0250L. Coils are supplied in heat-sealed polybags and bulk packed. Contact your AdvantaPure Sales Representative for other packaging options. * For every 100°F of temperature over 70°F (up to 400°F), reduce the burst pressure by 10%. CF = Consult factory

Coil Length Legend:
P = 25 feet
L = 50 feet

NOTE: When products are used as part of an assembly, the pressure ratings of fittings may be less than hose pressure ratings above. Please consult your sales representative.

APSH



Re-usable



APSM 4-Ply Mandrel-Wrapped Silicone Hose Platinum-Cured

Low volatile grade, platinum-cured silicone hose, clean-room produced for critical pharmaceutical, biomedical, cosmetic, and food applications, comprises the core of APSM. The core is then slipped onto a mandrel and wrapped with polyester mesh fabric and additional silicone. It is cured into a homogeneous hose to enhance its pressure capabilities, making it ideal for discharge applications. APSM has undergone extensive physical, chemical, and biological testing and meets USP Class VI, FDA CFR 177.2600, ISO 10993, European Pharmacopoeia 3.1.9, and 3-A standards.

APSM is not intended for implantation and is not to be used for continuous steam applications.



Specification

Product Number	I.D.		O.D.		Working Pressure at 70°F (21.1°C)		Burst Pressure at 70°F (21.1°C)		Minimum Bend Radius	Weight per Foot / Meter	
	(in.)	(mm)	(in.)	(mm)	(PSI)	(Bar)	(PSI.)	(Bar)	(in.)	(lb)	(Kg)
APSM-P-0500	.500	12.70	.920	23.36	150	10.3	600	41.4	2.5	.281	.418
APSM-P-0750	.750	19.05	1.17	29.71	150	10.3	600	41.4	4.5	.359	.534
APSM-P-1000	1.000	25.40	1.42	36.06	150	10.3	600	41.4	9.0	.438	.652
APSM-P-1500	1.500	38.10	1.92	48.76	150	10.3	600	41.4	12.0	.685	1.019
APSM-P-2000	2.000	50.80	2.42	61.46	125	8.6	500	34.5	CF	.875	1.302
APSM-P-2500	2.500	63.50	2.92	74.16	125	8.6	500	34.5	CF	1.050	1.562
APSM-P-3000	3.000	76.20	3.42	86.86	100	6.9	400	27.6	CF	1.230	1.830


Wall dimensions for all sizes and styles: .21"; 5.34 mm

CF = Consult Factory

* For every 100°F of temperature over 70°F, reduce the burst pressure by 5%.

NOTE: When products are used as part of an assembly, the pressure ratings of fittings may be less than hose pressure ratings above. Please consult your sales representative.

APSM



Key Features

- Hardness value of 70 Shore A
- General temperature range: - 100°F (-73.3°C) to 400°F (204.4°C)
- Sterilizable by autoclave, CIP, SIP, and gamma radiation processes
- Stocked in 12 ft. straight lengths
- Wrapped in clear polyethylene at manufacture to ensure cleanliness
- Documented lot traceable with identification on bags
- Fittings re-usable or crimped.



APSW 4-Ply, Wire-Reinforced, Mandrel-Wrapped, Silicone Suction Hose

Platinum-Cured:Smooth

The core is then slipped onto a mandrel and wrapped with polyester mesh fabric, 316 stainless steel reinforcing wire, and additional silicone. It is cured into a homogeneous hose to enhance its pressure and vacuum capabilities. APSW has undergone extensive physical, chemical, and biological testing and meets USP Class VI, FDA CFR 177.2600, ISO 10993, European Pharmacopoeia 3.1.9, and 3-A standards.

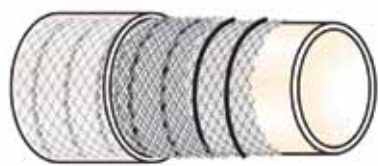
APSW is not intended be used for continuous steam applications.



Specification

Product Number	I.D.		O.D.		Vacuum Rating (Hg.) at 130°F(54.4°C)	Working Pressure at 70°F (21.1°C)		Burst Pressure at 70°F (21.1°C)		Min. Bend Radius (in.)	Weight per Foot / Meter	
	(in.)	(mm)	(in.)	(mm) (reference)		(PSI)	(Bar)	(PSI)	(Bar)		(lb)	(Kg)
APSW-P-0500	.500	12.70	.910	23.11	29.9	150	10.3	600	41.4	2.0	.281	.418
APSW-P-0750	.750	19.05	1.16	29.46	29.9	150	10.3	600	41.4	2.5	.359	.534
APSW-P-1000	1.000	25.40	1.41	35.81	29.9	150	10.3	600	41.4	3.5	.438	.652
APSW-P-1500	1.500	38.10	1.91	48.51	29.9	150	10.3	600	41.4	4.0	.685	1.019
APSW-P-2000	2.000	50.80	2.41	61.21	29.9	125	8.6	500	34.5	6.0	.875	1.302
APSW-P-2500	2.500	63.50	2.91	73.91	29.9	125	8.6	500	34.5	11.0	1.050	1.562
APSW-P-3000	3.000	76.20	3.41	86.61	CF	100	6.9	400	27.6	13.0	1.230	1.830
APSW-P-4000	4.000	101.60	4.41	112.01	CF	100	6.9	400	27.6	CF	1.710	2.545

APSW



Radial Crimp

© Fittings available crimped only



How to order

1 2 3 4 5

Esempio - Example

RTC - 3/4" - PR-FLEX - APSWP 0750 - 400

Ends stile

RTC	clamp
RTCa	clamp adapter
RTCc	clamp elbow
RTCCa	clamp adapter elbow
RBW	butt weld
RBSP	BSP thread

Size fittings ends
 1/2"
 3/4"
 1"
 1 1/2"
 2"
 2 1/2"
 3"

Type of assemblies
 RE-FLEX re-usable
 PR-FLEX crimped
 RE-FLEX-P plastic re-usable

Hose Type
 APSW-P 4-ply reinforced with stainless steel wire
 APSM-P 4-ply reinforced
 APSH-P 1 ply reinforced

Hose Size
 0500 ID 12.70 mm
 0750 ID 19.05 mm
 1000 ID 25.40 mm
 1500 ID 38.10 mm
 2000 ID 50.80 mm
 2500 ID 63.50 mm
 3000 ID 76.20 mm

Overall assembly length in mm
 To be specify

RadialCrimp Sanitary Fittings

Sanitary clamp fittings are secured to the hose by a collar with a 360° circumferential crimp.

COMPRESSION SEAL This 360° seal and the particular internal chamfer design assures cleanliness and prevents contamination or material buildup at the point where the fitting insert meets the hose.

MARKING Crimp ferrules may be permanently marked for full traceability or operating parameter.

SURFACE FINISH the internal surface finish meets or exceeds the Pharmacopoeia standards.



SANITARY CLAMP FRACTIONAL
Available in size from 1/4"



SANITARY CLAMP
Sanitary clamp fitting in size from 1"-1 1/2"-2" I.D. available at stock manufactured to specifications beyond 3A and normal pharma specifications.



CLAMP ADAPTOR
Sanitary adaptors facilitate connections between a variety of fittings and hoses



BUTT WELD FITTINGS
Butt weld fittings maintain full flow through the I.D.



MALE OR FEMALE PIPE THREAD
Male and female NPT or GAS pipe thread fittings are internally finished to sanitary quality and incorporate the internal chamfer feature.



WARRANTY: AERRE-INOX products are warranted to be free from defects in material and workmanship. Any product found to carry such defects will be replaced without charge. This warranty is limited only to the replacement of AERRE-INOX products, item for item, which after examination by are deemed defective. AERRE-INOX specifically disclaims any other liability. The data supplied is provided as a helpful guideline and is believed to be reliable; however, nothing stated shall constitute a guarantee, recommendation, or a warranty for any application.

Entity either representing themselves as or being referred to by the term AERRE-INOX.



AR Inox offers a complete line of stainless steel fittings including hose assemblies. All AR Inox fittings are constructed from 316L stainless steel, have a standard surface finish of Ra<0,5 micron, and are secured to the hose by a collar with a 360° circumferential crimp. AR Inox hose stems feature an interlock technology that locks the crimp collar with the mating hose stem. This interlock technology prevents fitting blow-off at elevated temperature and pressure. Each hose crimp design has been performance tested by our QC.

As an option, a pressure test certificate can be provided for the hose assemblies. A low impact radial crimp technique ensures smooth hose to fitting transition thereby minimizing bacteria traps and product hold-up. Hose assemblies can be sanitized with short-term CIP/SIP cycles.

Various hose fitting style available:

- Sanitary clamp fractional
- Sanitary clamp
- Clamp adaptor and elbows
- Butt weld fittings
- Male or female pipe thread

Please call us with your hose assembly requirements.

Total Traceability
text information to suit customer's requirements

Stainless steel
Heat Number



Silicone hose lot number

Assembly data



VPA - VPAK
ASEPTIC SAMPLING VALVES



RPS
SANITARY SAMPLING VALVES



SSB
SANITARY SAMPLING BOTTLE



VA - VFA
TANK BOTTOM VALVES



VRN
SPRING CHECK VALVES



VSS
HIGH PURITY BALL VALVES



VF
BUTTERFLY VALVES



HE
DTS HEAT EXCHANGERS



SP - SL
SIGHT GLASS-FLOW INDICATOR



TC
CLAMP FITTINGS



TK - CONN
TANK CONNECTIONS



RE - FLEX
SILICONE HOSE & FITTINGS



MM
MAGNETIC MIXER



DD
REPLACEMENT DIAPHRAGMS



RSH
ROTATIVE SPRAY HEAD



Sanitary
flow
equipment

AERRE INOX s.r.l.

Via Gerola, n° 4

I-26010 Fiesco (Cremona)

Tel. +39 0374 370 828 - Fax +39 0374 370 833

www.aerreinox.it

Get the information you need and more at info@erreinox.it

